



Julius Bär

Report as of 11.9.2019

AMC on JB Most Preferred Equities USD

Product Description and Investment Process

The AMC on JB Most Preferred Equities USD is an actively managed portfolio of equities, which is based on investment advice and recommendation by JB Equity Research. The portfolio includes 20 to 60 stocks which represents JB Equity Research's strongest conviction buys taken from the daily published Buy List. The portfolio is the result of a pure bottomup investment selection process including the JB Houseview Strategy Overlay. The investment universe comprises shares in North America and Europe.

The Products are linked to the performance of a dynamic, discretionary managed notional basket.

Performance Report Delta One Trading

Structured Products

Telephone:
+41 (0) 58 888 8181

derivatives@juliusbaer.com
derivatives.juliusbaer.com

Bank Julius Baer & Co. Ltd

Bahnhofstrasse 36
P.O. Box
CH-8010 Zurich
Telephone:
+41 (0) 58 888 1111
Fax:
+41 (0) 58 888 1122

SSPA Swiss Derivative Map™

Tracker Certificate (1300)

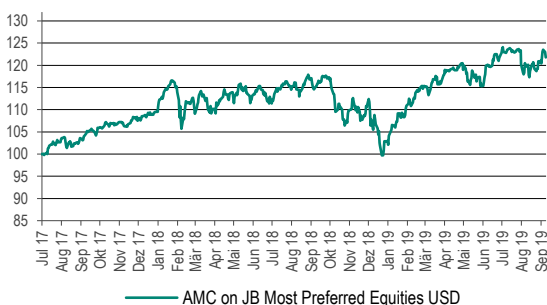
Terms

Issuer	Bank Julius Baer & Co. Ltd, Zürich
Sponsor	Bank Julius Baer & Co. Ltd, Zürich
Advisor	Julius Baer Investment Management
ISIN / Valor	CH0346451864 / 34645186
Net Proceeds	reinvested

Facts

Bid / Ask	121.9 / 122.9
Currency	USD
Issue Date	03.07.2017
Fees	1.10%
Number of Holdings	55
Total Net Assets	USD 10.54 m

Historical Performance Chart



Performance

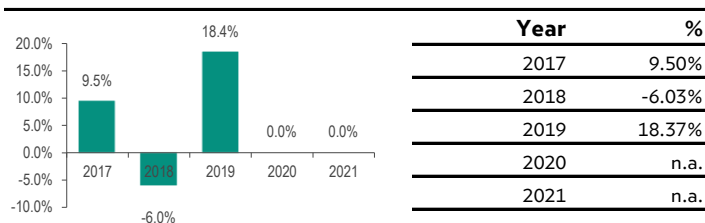
Time	%	Time	Price
1 month	1.42%	52 week high	123.60
3 months	1.50%	52 week low	99.70
1 year	5.64%	lifetime high	124.10
since launch	21.80%	lifetime low	99.70
year to date	18.37%		

The content does not constitute a solicitation or offer and is indicative only.
Please find important legal information at the end of this document.

Top 5 - Largest Holdings

Ticker	%	Last Price	Currency
MSFT US	4.81%	135.49	USD
EL US	2.75%	198.51	USD
HELN SW	2.73%	135.80	CHF
SAMPO FH	2.71%	37.96	EUR
SPGI US	2.69%	250.23	USD

Calendar Year Performance



Historical Volatility Chart




Performance Outlier

Time	max. loss	Time	max. gain
1 month	-9.60%	1 month	9.63%
3 months	-15.29%	3 months	16.75%
1 year	-8.87%	1 year	14.90%

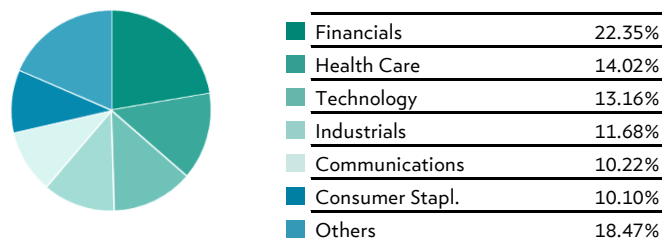
Volatility

Time	Time
52 week low	5.80%
52 week high	23.62%

Country



Sector



5 - Best Performing (6 months)

Ticker	%	Last Price	Currency
DG US	31.87%	158.155	USD
HD US	27.77%	233.405	USD
SPGI US	26.55%	250.23	USD
EL US	26.10%	198.51	USD
T US	25.56%	38.035	USD

5 - Worst Performing (6 months)

Ticker	%	Last Price	Currency
OXY US	-26.77%	46.72	USD
EDF FP	-14.84%	10.545	EUR
COP US	-13.21%	57.22	USD
UCB BB	-13.01%	65.82	EUR
ABN NA	-10.12%	18.075	EUR

Manager Comment

Global equities recorded a negative performance in August 2019 as trade war fears re-emerged. The Julius Baer Most Preferred Equities portfolio reported a positive absolute performance, and outperformed global equity indices on a relative basis, driven by stock selection. On the single-stock side, the main positive absolute contributors were Dollar General, Estee Lauder and Home Depot, while Occidental, ConocoPhillips and Ameriprise were the main negative contributors. The following additions and deletions were executed: we added Coca-Cola, Mobimo Holding, Merck & Co, UCB, Eiffage and Medtronic, whilst removing Merck KGaA, Qiagen and Simon Property.

Holdings

ISIN	Ticker	Name	Currency	Weight	Shs/Cert	Asset Class
US5949181045	MSFT US	MICROSOFT CORP	USD	4.81%	0.043597	Equities
US5184391044	EL US	ESTEE LAUDER COMPANIES-CL A	USD	2.75%	0.016957	Equities
CH0466642201	HELN SW	HELVETIA HOLDING AG-REG	CHF	2.73%	0.024502	Equities
FI0009003305	SAMPO FH	SAMPO OYJ-A SHS	EUR	2.71%	0.079691	Equities
US78409V1044	SPGI US	S&P GLOBAL INC	USD	2.69%	0.013220	Equities
US4385161066	HON US	HONEYWELL INTERNATIONAL INC	USD	2.52%	0.018239	Equities
FR0000120578	SAN FP	SANOFI	EUR	2.50%	0.035362	Equities
US92826C8394	V US	VISA INC-CLASS A SHARES	USD	2.48%	0.017408	Equities
NL0000009827	DSM NA	KONINKLIJKE DSM NV	EUR	2.48%	0.024398	Equities
CH0038863350	NESN SW	NESTLE SA-REG	CHF	2.35%	0.026222	Equities
US20030N1019	CMCSA US	COMCAST CORP-CLASS A	USD	2.32%	0.061540	Equities
FR0000121972	SU FP	SCHNEIDER ELECTRIC SE	EUR	2.29%	0.031880	Equities
US8835561023	TMO US	THERMO FISHER SCIENTIFIC INC	USD	2.26%	0.009530	Equities
US4370761029	HD US	HOME DEPOT INC	USD	2.25%	0.011840	Equities
IE00B6330302	IR US	INGERSOLL-RAND PLC	USD	2.17%	0.022004	Equities
US02079K3059	GOOGL US	ALPHABET INC-CL A	USD	2.16%	0.002180	Equities
FR0000121014	MC FP	LVMH MOET HENNESSY LOUIS VUI	EUR	2.12%	0.006269	Equities
US79466L3024	CRM US	SALESFORCE.COM INC	USD	2.10%	0.016781	Equities
US00724F1012	ADBE US	ADOBE INC	USD	2.08%	0.009176	Equities
IE00BTN1Y115	MDT US	MEDTRONIC PLC	USD	2.01%	0.022761	Equities
US6935061076	PPG US	PPG INDUSTRIES INC	USD	1.99%	0.020876	Equities
US1912161007	KO US	COCA-COLA CO/THE	USD	1.98%	0.044725	Equities
SE0007100581	ASSAB SS	ASSA ABLOY AB-B	SEK	1.98%	0.110376	Equities
US0028241000	ABT US	ABBOTT LABORATORIES	USD	1.97%	0.029033	Equities
US0846707026	BRK/B US	BERKSHIRE HATHAWAY INC-CL B	USD	1.95%	0.011411	Equities
US1667641005	CVX US	CHEVRON CORP	USD	1.95%	0.019630	Equities
US30303M1027	FB US	FACEBOOK INC-CLASS A	USD	1.94%	0.012650	Equities
US1011371077	BSX US	BOSTON SCIENTIFIC CORP	USD	1.91%	0.056433	Equities
DE0007037129	RWE GY	RWE AG	EUR	1.89%	0.080198	Equities
US2566771059	DG US	DOLLAR GENERAL CORP	USD	1.80%	0.013994	Equities
US6745991058	OXY US	OCCIDENTAL PETROLEUM CORP	USD	1.73%	0.045525	Equities
US6558441084	NSC US	NORFOLK SOUTHERN CORP	USD	1.73%	0.011966	Equities
US00206R1023	T US	AT&T INC	USD	1.69%	0.054387	Equities
CH0024608827	PGHN SW	PARTNERS GROUP HOLDING AG	CHF	1.53%	0.002431	Equities
US58933Y1055	MRK US	MERCK & CO. INC.	USD	1.52%	0.022530	Equities
NL0011540547	ABN NA	ABN AMRO BANK NV-CVA	EUR	1.50%	0.092817	Equities
US0605051046	BAC US	BANK OF AMERICA CORP	USD	1.49%	0.062584	Equities
DE0007164600	SAP GY	SAP SE	EUR	1.48%	0.015173	Equities
US03076C1062	AMP US	AMERIPRISE FINANCIAL INC	USD	1.47%	0.012489	Equities
FR0000120628	CS FP	AXA SA	EUR	1.44%	0.071262	Equities
DE0008402215	HNR1 GY	HANNOVER RUECK SE	EUR	1.37%	0.009993	Equities
DE0008404005	ALV GY	ALLIANZ SE-REG	EUR	1.36%	0.007259	Equities
US33616C1009	FRC US	FIRST REPUBLIC BANK/CA	USD	1.35%	0.017810	Equities
GB0002374006	DGE LN	DIAGEO PLC	GBP	1.22%	0.036110	Equities
GB00BH4HKS39	VOD LN	VODAFONE GROUP PLC	GBP	1.16%	0.727391	Equities
FR0010242511	EDF FP	EDF	EUR	1.16%	0.122666	Equities
FR0000130452	FGR FP	EIFFAGE	EUR	1.00%	0.011743	Equities
CH0011108872	MOBN SW	MOBIMO HOLDING AG-REG	CHF	0.97%	0.004297	Equities
FR0000133308	ORA FP	ORANGE	EUR	0.96%	0.078634	Equities
GB0009895292	AZN LN	ASTRAZENECA PLC	GBP	0.94%	0.013505	Equities

The content does not constitute a solicitation or offer and is indicative only.
Please find important legal information at the end of this document.

Important legal information

This statement shall be deemed correct and approved unless the Bank receives written notification of disagreement within four weeks from the date of dispatch.

This publication constitutes marketing material and is not the result of independent financial research. Therefore the legal requirements regarding the independence of financial research do not apply. The information and opinions expressed in this publication were produced by Bank Julius Baer & Co. Ltd., Zurich, as of the date of writing and are subject to change without notice. This publication is intended for information purposes only and does not constitute an offer, a recommendation or an invitation by, or on behalf of, Julius Baer to make any investments. Opinions and comments of the authors reflect their current views, but not necessarily of other Julius Baer entities or any other third party. Services and/or products mentioned in this publication may not be suitable for all recipients (i.e. retail clients) and may not be available in all countries. Clients of Julius Baer are kindly requested to get in touch with the local Julius Baer entity in order to be informed about the services and/or products available in such country. This publication has been prepared without taking account of the objectives, financial situation or needs of any particular investor. Before entering into any transaction, investors should consider the suitability of the transaction to individual circumstances and objectives. Any investment or trading or other decision should only be made by the client after a thorough reading of the relevant product term sheet, subscription agreement, information memorandum, prospectus or other offering document relating to the issue of the securities or other financial instruments. Nothing in this publication constitutes investment, legal, accounting or tax advice, or a representation that any investment or strategy is suitable or appropriate for individual circumstances, or otherwise constitutes a personal recommendation for any specific investor. Julius Baer recommends that investors independently assess, with a professional advisor, the specific financial risks as well as legal, regulatory, credit, tax and accounting consequences. Past performance is not a reliable indicator of future results. Performance forecasts are not a reliable indicator of future performance. The investor may not get back the amount invested. Although the information and data herein are obtained from sources believed to be reliable, no representation is made that the information is accurate or complete. Bank Julius Baer & Co. Ltd., Zurich, its subsidiaries and affiliated companies do not accept liability for any loss arising from the use of this publication. This publication may only be distributed in countries where its distribution is legally permitted. This publication is not directed to any person in any jurisdiction where (by reason of that person's nationality, residence or otherwise) such publications are prohibited.

Bank Julius Baer & Co. Ltd., Zurich is authorised and regulated by the Swiss Financial Market Supervisory Authority FINMA, its subsidiaries and affiliated companies are duly licenced and regulated by the local authorities. This publication has not been reviewed or approved by any regulatory authority. Further information can be obtained from the local entity or be found at www.juliusbaer.com.

Actively Managed Certificates (AMCs) are complex financial products which involve a high degree of risk. They are intended exclusively for investors who have the knowledge and experience necessary to understand all risks and merits involved. AMCs are not comparable with conventional debts or equity securities and will not be covered by any financial compensation or insurance scheme. In particular, the AMC does not constitute a participation in a collective investment scheme. It constitutes a direct, unconditional, unsecured and unsubordinated obligation of the issuer. The product's value is not only dependent on the development of the underlying(s), but also on the credit-worthiness of the issuer. As AMCs may be denominated in another currency than the one of the investor's home member state, fluctuations in exchange rates may adversely affect the market value of the product. AMCs were not registered with the local regulator and are not publicly distributable outside of Switzerland. Not all the risks and merits associated with an AMC can be disclosed in this publication. Therefore, potential investors should consult the entire product documentation related to the specific issuance before making any investment decision. The documentation can be obtained free of charge from your relationship manager or be requested at derivatives@juliusbaer.com. Bank Julius Baer & Co. Ltd. makes no representation as to the suitability or appropriateness of the product for any particular investor.

United States: NEITHER THIS PUBLICATION NOR ANY COPY THEREOF MAY BE SENT, TAKEN INTO OR DISTRIBUTED IN THE UNITED STATES OR TO ANY US PERSON.

This publication may contain information obtained from third parties, including ratings from rating agencies such as Standard & Poor's, Moody's, Fitch and other similar rating agencies. Reproduction and distribution of third-party content in any form is prohibited except with the prior written permission of the related third-party. Third-party content providers do not guarantee the accuracy, completeness, timeliness or availability of any information, including ratings, and are not responsible for any errors or omissions (negligent or otherwise), regardless of the cause, or for the results obtained from the use of such content. Third-party content providers give no express or implied warranties, including, but not limited to, any warranties of merchantability or fitness for a particular purpose or use. Third-party content providers shall not be liable for any direct, indirect, incidental, exemplary, compensatory, punitive, special or consequential damages, costs, expenses, legal fees, or losses (including lost income or profits and opportunity costs) in connection with any use of their content, including ratings. Credit ratings are statements of opinions and are not statements of fact or recommendations to purchase, hold or sell securities. They do not address the market value of securities or the suitability of securities for investment purposes, and should not be relied on as investment advice.