

Julius Bär

AMC on Next Generation Equity Portfolio CHF

ISIN: CH0332266169	Currency: CHF	Maturity date: 01.01.2099	NAV date: 02.08.2020
Valor: 33226616	Dividend: Reinvested	Issue date: 22.05.2017	NAV: 138.90
M. Fee: 1.10%	Rebalancing: Unlimited	AuM: CHF 26'619'877.00	

Product strategy

The Underlying is a basket representing an actively-managed notional portfolio mainly consisting of equities, ETFs and mutual funds, with a focus on the Next Generation investment themes (Arising Asia, Digital Disruption, Energy Transition, Feeding the World, and Shifting Lifestyles), which notional composition and weighting is discretionarily-managed over the course of the term of the Products by the Advisor. The notional portfolio includes up to 100 stocks which represents JB Next Generation's strongest conviction ideas based on their investment process. The notional portfolio is the result of a top-down and bottom-up analysis irrespective of the current in-house macro scenario and sector allocation.

Management summary

AMC Manager comment for July 2020

The global index returned 5.3% in July driven largely by optimism on the progress towards Covid-19 vaccines, despite a rising number of new cases globally. Global equities have rallied +45% from March lows and are only 4.0% below February highs. In addition to vaccine optimism, economic and earnings data generally surprised on the upside during the month with China PMI rising above 51 and a stronger-than-expected US reporting season.

In July, Emerging Markets (+8.4%) was the best performing region, outperformed the US (+5.5%), Europe (+3.3%) and Japan(-1.7%). By sector, Consumer Cyclical (+8.2%), Materials (+7.8%) and Information Technology (+7.1%) outperformed, whilst Energy (-2.0%), Financials (+2.6%) and Industrials (+3.5%) lagged. Our Next Generation AMC USD rose 8.2% during the month, which brought the USD year-to-date performance to +9.6%, outperforming the global index by 10.9%.

During the month, all theme returns were positive. 'Arising Asia' (+12.9%) & 'Energy Transition' (+8.5%) counted as the best performing themes, while 'Feeding the World' (+4.3%) & 'Shifting Lifestyles' (+7.5%) were the least performing ones. The best performing stocks in the portfolio were Taiwan Semiconductor (+39.0%) on news that struggling Intel is outsourcing leading-edge chip production benefiting the companies' earnings outlook; and China city gas provider Kunlun Energy (+29.1%) due to higher than expected gas pipeline sales from peers. The worst-performing stocks included agriculture trader Graincorp (-5.7%) on the shift towards increasing insurance premiums; and meat distributor Sysco Corp (-2.5%) on concerns over rising Covid-19 cases impacting the restaurant industry's recovery.

For the month, we took profits in Hua Hong Semiconductor, Microport Scientific and Ryman Healthcare; trimmed our position in Kunlun Energy and increased the weight in Infineon Technology & ICON PLC; we initiated Tencent, Netease, Li Ning and EPAM System in our portfolio and sold Grand Canyon Education. The cash weight was unchanged at 2.2%.

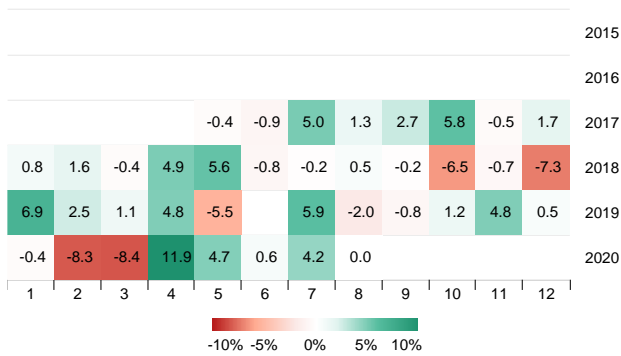
Performance

1 month	0.94%	52 week high	143.30
3 months	9.80%	52 week low	98.55
1 year	9.89%	All-time high	143.30
Since inception	38.21%	All-time low	98.55
YTD	2.89%		
Max draw down	-30.89%		

Price chart



Monthly returns



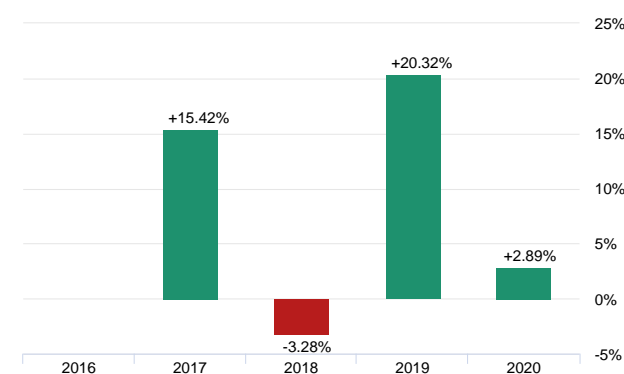
Underwater equity curve



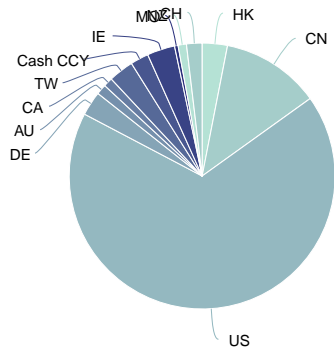
Historical volatility



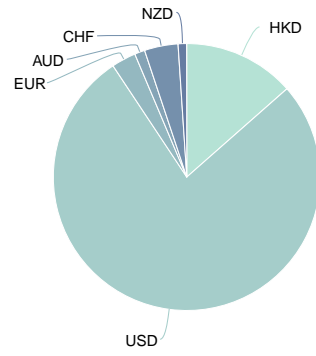
Annual performance



Product composition by country



Product composition by currency



Composition

Stocks

Name	ISIN	Short name	Currency	Shares	per AMC	Weight
AMAZON.COM INC	US0231351067	AMZN US	USD	448	0.00	4.89%
MICROSOFT CORP	US5949181045	MSFT US	USD	6'890	0.04	4.87%
ALPHABET INC-CL A	US02079K3059	GOOGL US	USD	707	0.00	3.62%
CENTENE CORP	US15135B1017	CNC US	USD	15'142	0.08	3.40%
THERMO FISHER SCIENTIFIC INC	US8835561023	TMO US	USD	2'369	0.01	3.38%
AKAMAI TECHNOLOGIES INC	US00971T1016	AKAM US	USD	8'059	0.04	3.12%
ABBOTT LABORATORIES	US0028241000	ABT US	USD	8'910	0.05	3.09%
UNITEDHEALTH GROUP INC	US91324P1021	UNH US	USD	2'954	0.02	3.08%
TAIWAN SEMICONDUCTOR-SP ADR	US8740391003	TSM US	USD	11'296	0.06	3.07%
FACEBOOK INC-CLASS A	US30303M1027	FB US	USD	3'448	0.02	3.01%
ICON PLC	IE0005711209	ICLR US	USD	3'926	0.02	2.51%
CERNER CORP	US1567821046	CERN US	USD	9'030	0.05	2.16%
SERVICENOW INC	US81762P1021	NOW US	USD	1'399	0.01	2.12%
SALESFORCE.COM INC	US79466L3024	CRM US	USD	3'057	0.02	2.05%
ADOBE INC	US00724F1012	ADBE US	USD	1'339	0.01	2.05%
ALIBABA GROUP HOLDING-SP ADR	US01609W1027	BABA US	USD	2'327	0.01	2.01%
GLOBAL PAYMENTS INC	US37940X1028	GPN US	USD	3'121	0.02	1.91%
TYSON FOODS INC-CL A	US9024941034	TSN US	USD	8'931	0.05	1.89%
LONZA GROUP AG-REG	CH0013841017	LONN SW	CHF	879	0.00	1.88%
MASTERCARD INC - A	US57636Q1040	MA US	USD	1'752	0.01	1.86%
CF INDUSTRIES HOLDINGS INC	US1252691001	CF US	USD	16'570	0.09	1.79%
SYNOPSIS INC	US8716071076	SNPS US	USD	2'496	0.01	1.71%
FMC CORP	US3024913036	FMC US	USD	4'414	0.02	1.61%
AMEDISYS INC	US0234361089	AMED US	USD	1'856	0.01	1.50%
FIDELITY NATIONAL INFO SERV	US31620M1062	FIS US	USD	2'926	0.02	1.47%
ENN ENERGY HOLDINGS LTD	KYG3066L1014	2688 HK	HKD	34'998	0.18	1.46%
FORTINET INC	US34959E1091	FTNT US	USD	2'946	0.02	1.40%
IQVIA HOLDINGS INC	US46266C1053	IQV US	USD	2'482	0.01	1.35%
ILLUMINA INC	US4523271090	ILMN US	USD	938	0.00	1.24%
SINO BIOPHARMACEUTICAL	KYG8167W1380	1177 HK	HKD	273'722	1.45	1.23%
MICROPORT SCIENTIFIC CORP	KYG608371046	853 HK	HKD	72'634	0.38	1.21%
PALO ALTO NETWORKS INC	US6974351057	PANW US	USD	1'293	0.01	1.14%
NUTRIEN LTD	CA67077M1086	NTR US	USD	9'865	0.05	1.11%
SAP SE	DE0007164600	SAP GY	EUR	1'998	0.01	1.08%

CHINA RESOURCES GAS GROUP LT	BMG2113B1081	1193 HK	HKD	63'786	0.34	1.08%
PRA HEALTH SCIENCES INC	US69354M1080	PRAH US	USD	2'933	0.02	1.08%
FU SHOU YUAN INTERNATIONAL	KYG371091086	1448 HK	HKD	319'600	1.69	1.04%
RYMAN HEALTHCARE LTD	NZRYME0001S4	RYM NZ	NZD	33'982	0.18	1.03%
BROADCOM INC	US11135F1012	AVGO US	USD	937	0.00	1.02%
EPAM SYSTEMS INC	US29414B1044	EPAM US	USD	1'014	0.01	1.01%
INFINEON TECHNOLOGIES AG	DE0006231004	IFX GY	EUR	11'625	0.06	1.00%
TENCENT HOLDINGS LTD	KYG875721634	700 HK	HKD	4'188	0.02	0.99%
LI NING CO LTD	KYG5496K1242	2331 HK	HKD	89'554	0.47	0.99%
BUNGE LTD	BMG169621056	BG US	USD	6'443	0.03	0.96%
NETEASE INC	KYG6427A1022	9999 HK	HKD	15'386	0.08	0.96%
HUA HONG SEMICONDUCTOR LTD	HK0000218211	1347 HK	HKD	60'623	0.32	0.92%
BOSTON SCIENTIFIC CORP	US1011371077	BSX US	USD	6'872	0.04	0.91%
ADIDAS AG	DE000A1EWWWO	ADS GY	EUR	916	0.00	0.87%
MEDTRONIC PLC	IE00BTN1Y115	MDT US	USD	2'595	0.01	0.86%
SYSCO CORP	US8718291078	SY Y US	USD	4'713	0.02	0.86%
CORTEVA INC	US22052L1044	CTVA US	USD	7'686	0.04	0.76%
KUNLUN ENERGY CO LTD	BMG5320C1082	135 HK	HKD	262'162	1.39	0.76%
MATCH GROUP INC	US57667L1070	MTCH US	USD	2'029	0.01	0.72%
CRRC CORP LTD - H	CNE100000BG0	1766 HK	HKD	466'076	2.46	0.70%
UNITED MALT GRP LTD	AU0000079691	UMG AU	AUD	65'355	0.35	0.64%
CSPC PHARMACEUTICAL GROUP LT	HK1093012172	1093 HK	HKD	88'995	0.47	0.64%
GRAINCORP LTD-A	AU000000GNC9	GNC AU	AUD	65'355	0.35	0.60%
WUXI BIOLOGICS CAYMAN INC	KYG970081090	2269 HK	HKD	7'987	0.04	0.57%
MOSAIC CO/THE	US61945C1036	MOS US	USD	11'843	0.06	0.55%
TRAVELSKY TECHNOLOGY LTD-H	CNE1000004J3	696 HK	HKD	79'846	0.42	0.53%
SANDS CHINA LTD	KYG7800X1079	1928 HK	HKD	31'465	0.17	0.42%

Cash

Name	ISIN	Short name	Currency	Shares	per AMC	Weight
CHF	-		CHF	588'461	3.11	2.21%

Important legal notice

This statement shall be deemed correct and approved unless the Bank receives written notification of disagreement within four weeks from the date of dispatch. This publication constitutes marketing material and is not the result of independent financial research. Therefore the legal requirements regarding the independence of financial research do not apply. The information and opinions expressed in this publication were produced by Bank Julius Baer & Co. Ltd., Zurich, as of the date of writing and are subject to change without notice. This publication is intended for information purposes only and does not constitute an offer, a recommendation or an invitation by, or on behalf of, Julius Baer to make any investments. Opinions and comments of the authors reflect their current views, but not necessarily of other Julius Baer entities or any other third party. Services and/or products mentioned in this publication may not be suitable for all recipients (i.e. retail clients) and may not be available in all countries. Clients of Julius Baer are kindly requested to get in touch with the local Julius Baer entity in order to be informed about the services and/or products available in such country. This publication has been prepared without taking account of the objectives, financial situation or needs of any particular investor. Before entering into any transaction, investors should consider the suitability of the transaction to individual circumstances and objectives.

Any investment or trading or other decision should only be made by the client after a thorough reading of the relevant product term sheet, subscription agreement, information memorandum, prospectus or other offering document relating to the issue of the securities or other financial instruments. Nothing in this publication constitutes investment, legal, accounting or tax advice, or a representation that any investment or strategy is suitable or appropriate for individual circumstances, or otherwise constitutes a personal recommendation for any specific investor. Julius Baer recommends that investors independently assess, with a professional advisor, the specific financial risks as well as legal, regulatory, credit, tax and accounting consequences. Past performance is not a reliable indicator of future results. Performance forecasts are not a reliable indicator of future performance. The investor may not get back the amount invested. Although the information and data herein are obtained from sources believed to be reliable, no representation is made that the information is accurate or complete. Bank Julius Baer & Co. Ltd., Zurich, its subsidiaries and affiliated companies do not accept liability for any loss arising from the use of this publication. This publication may only be distributed in countries where its distribution is legally permitted. This publication is not directed to any person in any jurisdiction where (by reason of that person's nationality, residence or otherwise) such publications are prohibited. Bank Julius Baer & Co. Ltd., Zurich is authorised and regulated by the Swiss Financial Market Supervisory Authority FINMA, its subsidiaries and affiliated companies are duly licenced and regulated by the local authorities.

This publication has not been reviewed or approved by any regulatory authority. Further information can be obtained from the local entity or be found at www.juliusbaer.com. Actively Managed Certificates (AMCs) are complex financial products which involve a high degree of risk. They are intended exclusively for investors who have the knowledge and experience necessary to understand all risks and merits involved. AMCs are not comparable with conventional debts or equity securities and will not be covered by any financial compensation or insurance scheme. In particular, the AMC does not constitute a participation in a collective investment scheme. It constitutes a direct, unconditional, unsecured and unsubordinated obligation of the issuer. The product's value is not only dependent on the development of the underlying(s), but also on the credit-worthiness of the issuer. As AMCs may be denominated in another currency than the one of the investor's home member state, fluctuations in exchange rates may adversely affect the market value of the product. AMCs were not registered with the local regulator and are not publicly distributable outside of Switzerland. Not all the risks and merits associated with an AMC can be disclosed in this publication. Therefore, potential investors should consult the entire product documentation related to the specific issuance before making any investment decision.

The documentation can be obtained free of charge from your relationship manager or be requested at derivatives@juliusbaer.com. Bank Julius Baer & Co. Ltd. makes no representation as to the suitability or appropriateness of the product for any particular investor. United States: NEITHER THIS PUBLICATION NOR ANY COPY THEREOF MAY BE SENT, TAKEN INTO OR DISTRIBUTED IN THE UNITED STATES OR TO ANY US PERSON. This publication may contain information obtained from third parties, including ratings from rating agencies such as Standard & Poor's, Moody's, Fitch and other similar rating agencies. Reproduction and distribution of third-party content in any form is prohibited except with the prior written permission of the related third-party. Third-party content providers do not guarantee the accuracy, completeness, timeliness or availability of any information, including ratings, and are not responsible for any errors or omissions (negligent or otherwise), regardless of the cause, or for the results obtained from the use of such content. Third-party content providers give no express or implied warranties, including, but not limited to, any warranties of merchantability or fitness for a particular purpose or use. Third-party content providers shall not be liable for any direct, indirect, incidental, exemplary, compensatory, punitive, special or consequential damages, costs, expenses, legal fees, or losses (including lost income or profits and opportunity costs) in connection with any use of their content, including ratings. Credit ratings are statements of opinions and are not statements of fact or recommendations to purchase, hold or sell securities. They do not address the market value of securities or the suitability of securities for investment purposes, and should not be relied on as investment advice. Copyright © Julius Baer Group, 2020