



Report as of 31.7.2019

AMC on GQF Quantitative Core Portfolio

Product Description and Investment Process

The Underlying is a basket representing an actively managed portfolio consisting of various investment products. The primary objective of the Investment Strategy is to deliver long-term stable returns while reducing risk exposure during market turmoil. The Investment Strategy focuses on minimizing the impact of market drawdowns enhancing capital preservation and decreasing the required time to reach new highs. Thus, the Investment Strategy tends to outperform traditional balanced investment strategies over the long-term. The investment decisions are strictly rule-based, using quantitative approaches designed to recognize changes in market conditions and react accordingly. The Investment Strategy invests primarily in broadly diversified index instruments such as exchange-traded funds (ETFs), index-oriented investment funds, and derivatives. The Investment Strategy is invested worldwide in equities, bonds, currencies, commodities and real estate. The overall foreign currency exposure is predominantly hedged back in Swiss francs.

Performance Report Delta One Trading

Structured Products

Telephone:
+41 (0) 58 888 8181

derivatives@juliusbaer.com
derivatives.juliusbaer.com

Bank Julius Baer & Co. Ltd

Bahnhofstrasse 36
P.O. Box
CH-8010 Zurich
Telephone:
+41 (0) 58 888 1111
Fax:
+41 (0) 58 888 1122

SSPA Swiss Derivative

Map™
Tracker Certificate (1300)

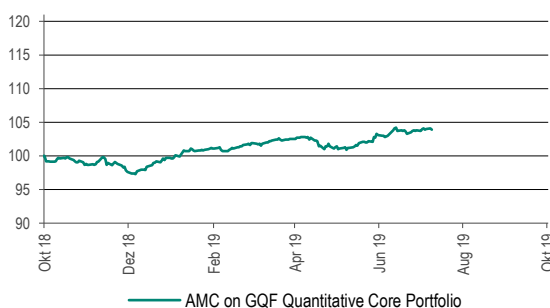
Terms

Issuer	Bank Julius Baer & Co. Ltd, Guernsey
Sponsor	Bank Julius Baer & Co. Ltd, Zürich
Advisor	GQF AG, Hergiswil
ISIN / Valor	CH0417957443 / 41795744
Net Proceeds	reinvested

Facts

Bid / Ask	103.9 / 104.7
Currency	CHF
Issue Date	22.10.2018
Fees	0.70%
Number of Holdings	21
Total Net Assets	CHF 20.95 m

Historical Performance Chart



Performance

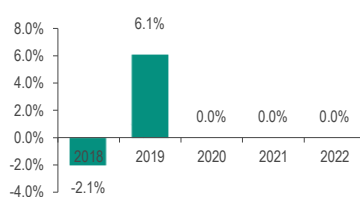
Time	%	Time	Price
1 month	0.87%	52 week high	103.70
3 months	1.17%	52 week low	97.30
1 year	n.a.	lifetime high	103.70
since launch	3.90%	lifetime low	97.30
year to date	6.07%		

The content does not constitute a solicitation or offer and is indicative only.
Please find important legal information at the end of this document.

Top 5 - Largest Holdings

Ticker	%	Last Price	Currency
CSPX LN	18.35%	297.73	USD
AUCHAH SW	10.21%	119.86	CHF
EIMI LN	8.81%	27.87	USD
IDTP LN	7.50%	215.78	USD
AGGU LN	6.26%	5.42	USD

Calendar Year Performance



Year	%
2018	-2.05%
2019	6.07%
2020	n.a.
2021	n.a.
2022	n.a.

Historical Volatility Chart



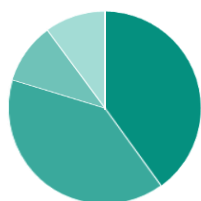
Performance Outlier

Time	max. loss	Time	max. gain
1 month	-1.90%	1 month	2.91%
3 months	-0.30%	3 months	4.52%
1 year	n.a.	1 year	n.a.

Volatility

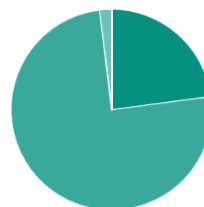
Time	Time
52 week low	52 week high
1.78%	5.34%

Asset Class



Equities	40.00%
Bonds	39.72%
Commodities	10.21%
Alternatives	10.07%

Currency Exposure



USD	22.87%
CHF	75.14%
EUR	1.91%
GBP	0.00%

5 - Best Performing (since inception)

Ticker	%	Last Price	Currency
SRECHA SW	15.00%	62.43	CHF
AUCHAH SW	13.06%	119.86	CHF
JPEA LN	13.00%	5.644	USD
DPYA LN	12.67%	5.574	USD
CHSPI SW	11.42%	125.2	CHF

5 - Worst Performing (since inception)

Ticker	%	Last Price	Currency
IJPA LN	-2.06%	40.48	USD
MINT LN	0.10%	101.46	USD
IHYG IM	2.01%	105.32	EUR
IQQP GY	2.42%	41.195	EUR
SDHA LN	4.32%	5.299	USD

Holdings

ISIN	Ticker	Name	Currency	Weight	Shs/Cert	Asset Class
IE00B5BMR087	CSPX LN	ISHARES CORE S&P 500	USD	18.35%	0.065365	Equities
CH0106027128	AUCHAH SW	UBS ETF GOLD H. CHF	CHF	10.21%	0.089487	Commodities
IE00BKM4GZ66	EIMI LN	ISHARES CORE EM IMI ACC	USD	8.81%	0.335341	Equities
IE00B1FZSC47	IDTP LN	ISHARES USD TIPS	USD	7.50%	0.036845	Bonds
IE00BZ043R46	AGGU LN	ISHARES CORE GLB AGG USD-H A	USD	6.26%	1.225308	Bonds
IE00B4K48X80	IMEA LN	ISHARES CORE MSCI EUROPE ACC	EUR	5.89%	0.107873	Equities
CH0105994401	SRECHA SW	UBS ETF SXI REAL ESTATE FU.	CHF	5.18%	0.087109	Alternatives
IE00B0M62X26	IBCI NA	ISHARES EURO INFL-LKD GOVT	EUR	3.77%	0.016296	Bonds
IE00B1FZSD53	INXG LN	ISHARES GBP INDEX-LNK GILTS	GBP	3.57%	0.161719	Bonds
IE00BYXYK40	JPEA LN	ISHARES JPM USD EM BND USD A	USD	3.34%	0.628106	Bonds
IE00BZ17CN18	SDHA LN	ISH USD SHRT HY CRP USD ACC	USD	3.33%	0.667365	Bonds
IE00B66F4759	IHYG IM	ISHARES EURO HY CORP	EUR	3.27%	0.029552	Bonds
CH0237935652	CHSPI SW	ISHARES CORE SPI CH	CHF	2.95%	0.024761	Equities
IE00B67B7N93	MINT LN	PIMCO US DOLLAR SHORT MATURI	USD	2.50%	0.026135	Bonds
IE00BYXYM63	IUAA LN	ISHARES US AGG BND USD ACC	USD	2.49%	0.490942	Bonds
IE00B3DKXQ41	IEAG LN	ISHARES EURO AGGREGATE	EUR	2.49%	0.018579	Bonds
IE00BFM6T921	DPYA LN	ISH DVL MKT PRPTY YLD USD A	USD	2.45%	0.466594	Alternatives
IE00B0M63284	IQQP GY	ISHARES EUROPE PRPRTY YIELD	EUR	2.44%	0.056315	Alternatives
CH0019852802	CSSMIM SW	ISHARES SMIM ETF CH	CHF	2.02%	0.007724	Equities
IE00B4L5YX21	IJPA LN	ISHARES CORE MSCI JAPAN	USD	1.98%	0.051999	Equities
IE00B1FZSB30	IGLT LN	ISHARES CORE UK GILTS	GBP	1.20%	0.075945	Bonds
n.a.	ESU9	S&P500 EMINI FUT Sep19	USD	-17.03%	-0.000119	Derivatives

The content does not constitute a solicitation or offer and is indicative only.
Please find important legal information at the end of this document.

Important legal information

This statement shall be deemed correct and approved unless the Bank receives written notification of disagreement within four weeks from the date of dispatch.

This publication constitutes marketing material and is not the result of independent financial research. Therefore the legal requirements regarding the independence of financial research do not apply. The information and opinions expressed in this publication were produced by Bank Julius Baer & Co. Ltd., Zurich, as of the date of writing and are subject to change without notice. This publication is intended for information purposes only and does not constitute an offer, a recommendation or an invitation by, or on behalf of, Julius Baer to make any investments. Opinions and comments of the authors reflect their current views, but not necessarily of other Julius Baer entities or any other third party. Entities within the Julius Baer Group provide advice which is not considered 'independent' within the meaning given to that term by EU Directive 2014 / 65 / EU on markets in financial instruments (known as MiFID II). Services and/or products mentioned in this publication may not be suitable for all recipients (i.e. retail clients) and may not be available in all countries. Clients of Julius Baer are kindly requested to get in touch with the local Julius Baer entity in order to be informed about the services and/or products available in such country. This publication has been prepared without taking account of the objectives, financial situation or needs of any particular investor. Before entering into any transaction, investors should consider the suitability of the transaction to individual circumstances and objectives. Any investment or trading or other decision should only be made by the client after a thorough reading of the relevant product term sheet, subscription agreement, information memorandum, prospectus or other offering document relating to the issue of the securities or other financial instruments. Nothing in this publication constitutes investment, legal, accounting or tax advice, or a representation that any investment or strategy is suitable or appropriate for individual circumstances, or otherwise constitutes a personal recommendation for any specific investor. Julius Baer recommends that investors independently assess, with a professional advisor, the specific financial risks as well as legal, regulatory, credit, tax and accounting consequences. Past performance is not a reliable indicator of future results. Performance forecasts are not a reliable indicator of future performance. The investor may not get back the amount invested. Although the information and data herein are obtained from sources believed to be reliable, no representation is made that the information is accurate or complete. Bank Julius Baer & Co. Ltd., Zurich, its subsidiaries and affiliated companies do not accept liability for any loss arising from the use of this publication. This publication may only be distributed in countries where its distribution is legally permitted. This publication is not directed to any person in any jurisdiction where (by reason of that person's nationality, residence or otherwise) such publications are prohibited.

Bank Julius Baer & Co. Ltd., Zurich is authorised and regulated by the Swiss Financial Market Supervisory Authority FINMA, its subsidiaries and affiliated companies are duly licenced and regulated by the local authorities. This publication has not been reviewed or approved by any regulatory authority. Further information can be obtained from the local entity or be found at www.juliusbaer.com.

Actively Managed Certificates (AMCs) are complex financial products which involve a high degree of risk. They are intended exclusively for investors who have the knowledge and experience necessary to understand all risks and merits involved. AMCs are not comparable with conventional debts or equity securities and will not be covered by any financial compensation or insurance scheme. In particular, the AMC does not constitute a participation in a collective investment scheme. It constitutes a direct, unconditional, unsecured and unsubordinated obligation of the issuer. The product's value is not only dependent on the development of the underlying(s), but also on the credit-worthiness of the issuer. As AMCs may be denominated in another currency than the one of the investor's home member state, fluctuations in exchange rates may adversely affect the market value of the product. AMCs were not registered with the local regulator and are not publicly distributable outside of Switzerland. Not all the risks and merits associated with an AMC can be disclosed in this publication. Therefore, potential investors should consult the entire product documentation related to the specific issuance before making any investment decision. The documentation can be obtained free of charge from your relationship manager or be requested at derivatives@juliusbaer.com. Bank Julius Baer & Co. Ltd. makes no representation as to the suitability or appropriateness of the product for any particular investor.

United States: NEITHER THIS PUBLICATION NOR ANY COPY THEREOF MAY BE SENT, TAKEN INTO OR DISTRIBUTED IN THE UNITED STATES OR TO ANY US PERSON.

This publication may contain information obtained from third parties, including ratings from rating agencies such as Standard & Poor's, Moody's, Fitch and other similar rating agencies. Reproduction and distribution of third-party content in any form is prohibited except with the prior written permission of the related third-party. Third-party content providers do not guarantee the accuracy, completeness, timeliness or availability of any information, including ratings, and are not responsible for any errors or omissions (negligent or otherwise), regardless of the cause, or for the results obtained from the use of such content. Third-party content providers give no express or implied warranties, including, but not limited to, any warranties of merchantability or fitness for a particular purpose or use. Third-party content providers shall not be liable for any direct, indirect, incidental, exemplary, compensatory, punitive, special or consequential damages, costs, expenses, legal fees, or losses (including lost income or profits and opportunity costs) in connection with any use of their content, including ratings. Credit ratings are statements of opinions and are not statements of fact or recommendations to purchase, hold or sell securities. They do not address the market value of securities or the suitability of securities for investment purposes, and should not be relied on as investment advice.